

Signify Classified - Internal
Cooper Lighting Solutions Photometric Lab
1121 Highway 74 South
Peachtree City, GA 30269



Scaled data based on original data using
LM-79-08 Approved Method: Electrical and Photometric Measurements of Solid-
State Lighting Products

Test Report Prepared for
Cooper Lighting Solutions
(formerly Eaton)

Brand: STREETWORKS

Report Number: P867632

Luminaire Tested: **MEM2-HTN-SA-40-750-U-T3**

Issue Date: 08/21/2024



Test Information

Test Method: LM-79-08
Report Number: P867632
Test Lab: INNOVATION CENTER(G3)
Issue Date: 08/21/2024
Manufacturer: COOPER LIGHTING SOLUTIONS (FORMERLY EATON)
Product Line: STREETWORKS
Catalog Number: MEM2-HTN-SA-40-750-U-T3
Description: EPIC MODERN TALL HOUSING DISCRETE LED ARRAYS 40W 70CRI 5000K
FIXTURE w/ TYPE III DISTRIBUTION OPTIC
Light Source: (10) 5000K CCT, 70 CRI LEDS
Ballast/Driver: ELECTRONIC DRIVER

Summary

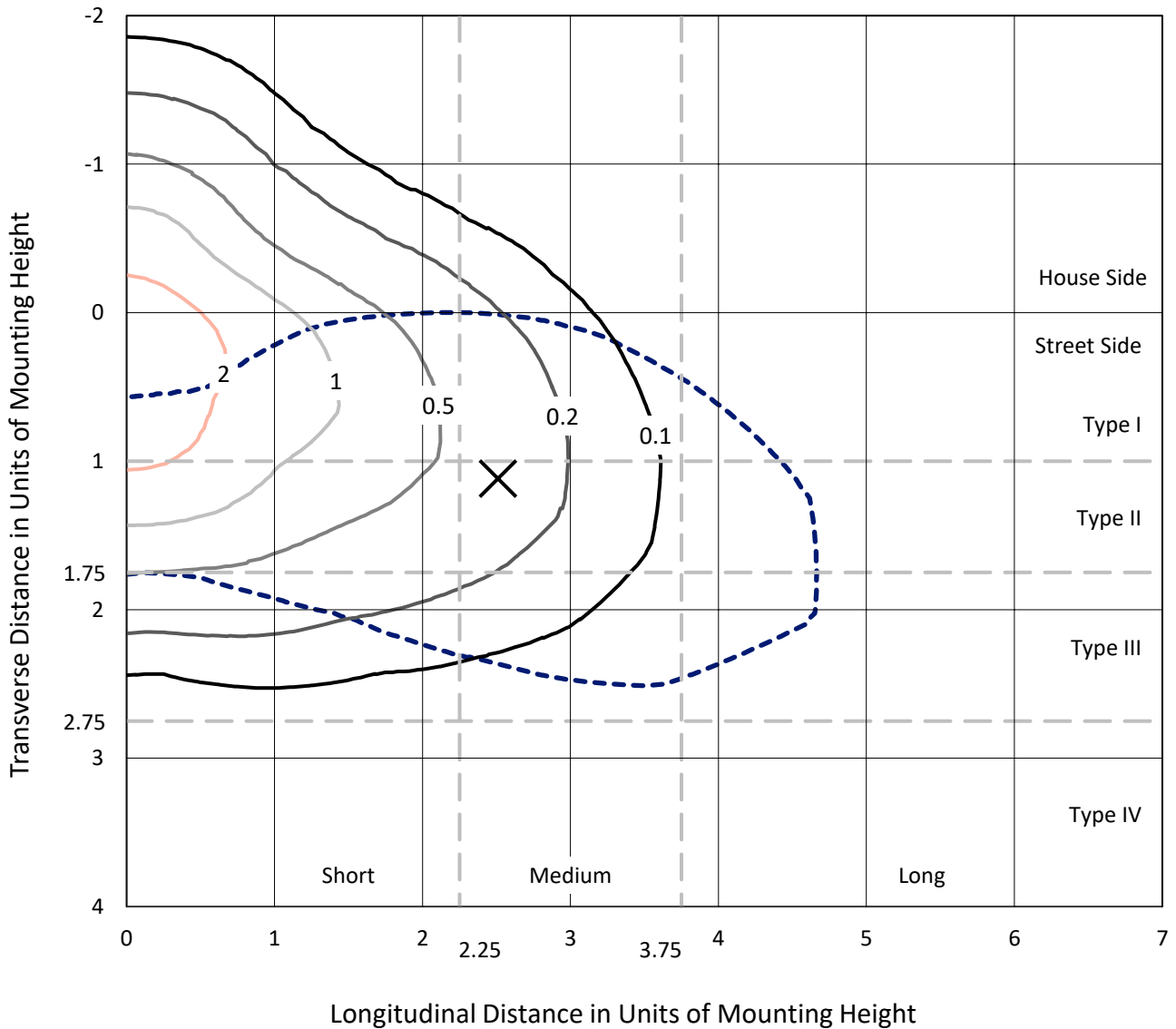
Lumens per Lamp: N/A
Luminaire Lumens: 6194.3 lumens
Efficiency: N/A
Efficacy: 140.8 lumens/watt
Luminous Opening: Rectangular (W 0.33' x L: 0.33' x H: 0')
IES Classification: Type III - Medium
BUG Rating: B1 - U0 - G1

Input Watts (W): 44
Input Voltage (V): 120
Input Current (A_{in}): NR
Voltage Rise (V): NR
Power Factor: 0.99
Total Harmonic Distortion (THDi): 6.91%
Frequency (hertz): 60
Stabilization Time: NR
Operation Time: NR
Ambient Temperature (°C): NR
Test Distance: 24 FT

REPORT NUMBER: P867632
 CATALOG NUMBER: MEM2-HTN-SA-40-750-U-T3

Iso-Footcandle Lines of Horizontal Illumination

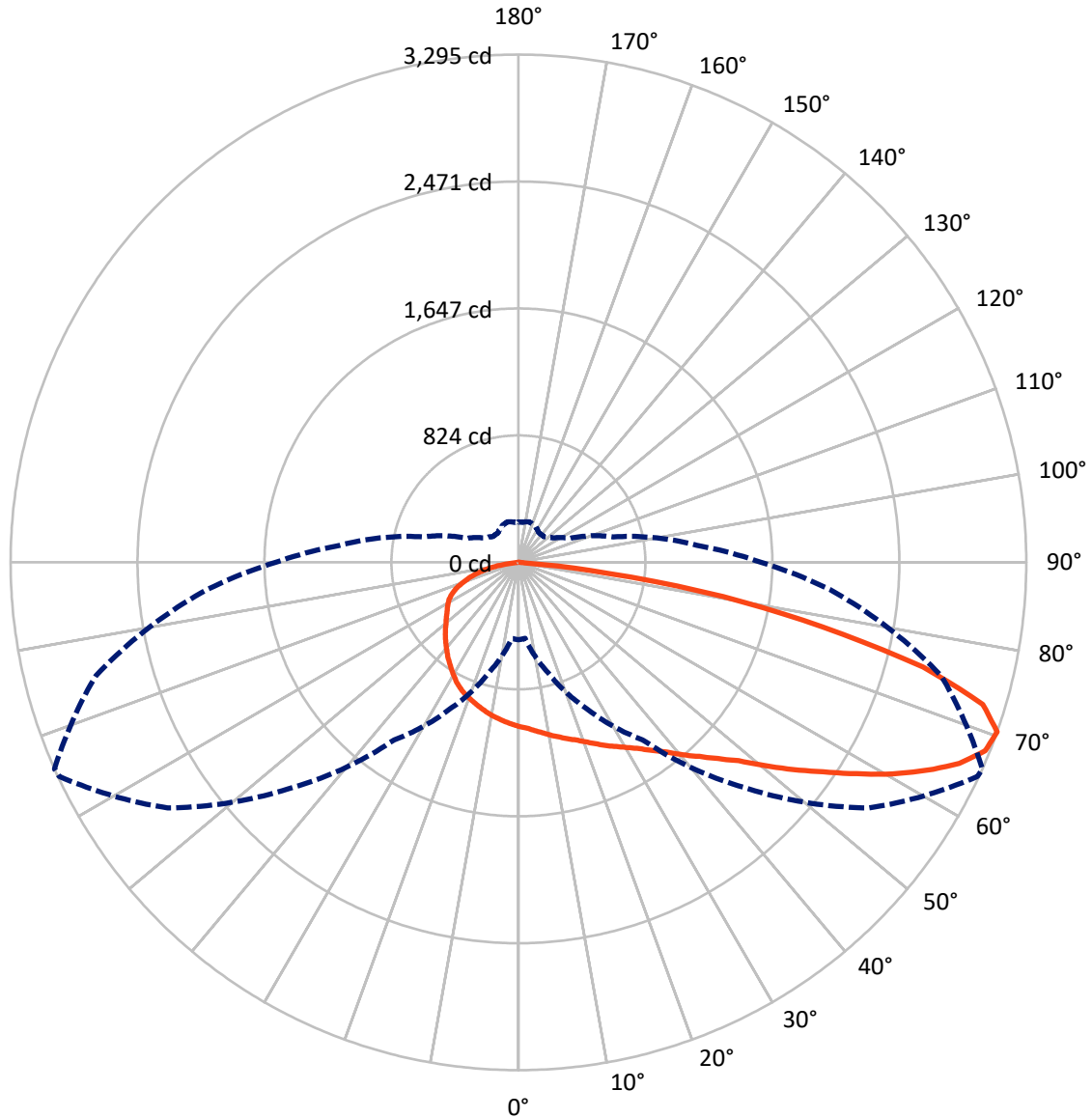
× Max cd
 - - - 1/2 Max cd



Based on 20 foot mounting height. Maximum calculated value = 2.9 fc
 Type III - Medium - N/A

REPORT NUMBER: P867632
CATALOG NUMBER: MEM2-HTN-SA-40-750-U-T3

Luminous Intensity Polar Plot



— Vertical Plane Through 66-Deg Lateral - - - Horizontal Cone Through 70-Deg Vertical

REPORT NUMBER: P867632
 CATALOG NUMBER: MEM2-HTN-SA-40-750-U-T3

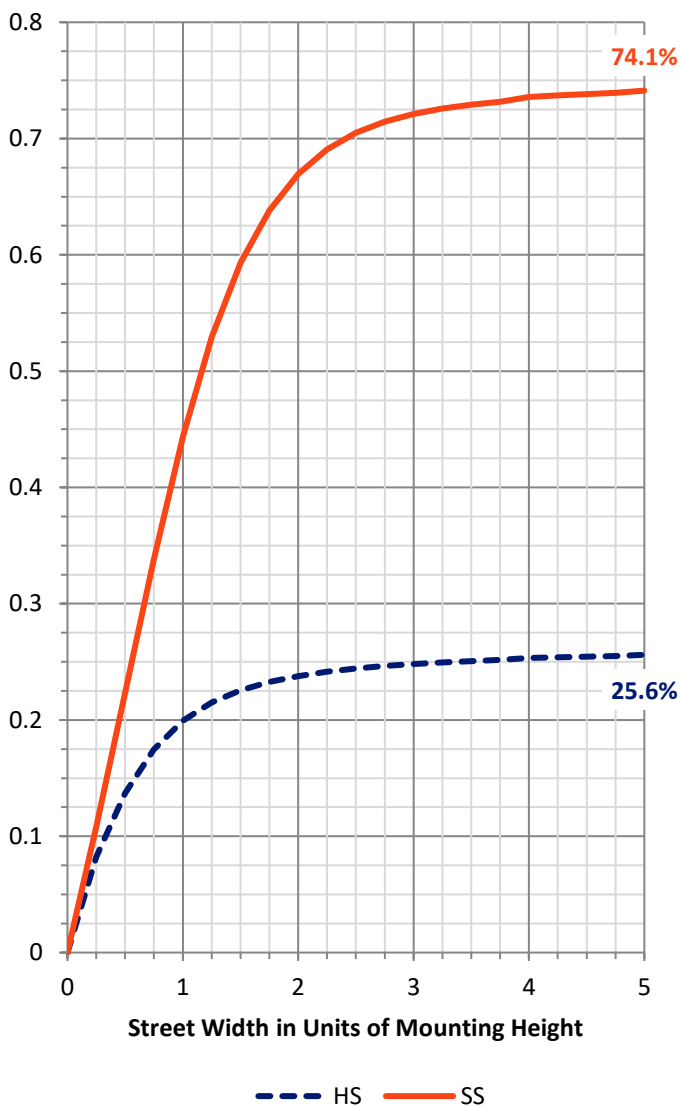
FLUX DISTRIBUTION:

		Downward	Upward	Total
House Side	Lumens	1596.3	0.0	1596.3
	% Fixture	25.8	0.0	25.8
Street Side	Lumens	4598.0	0.0	4598.0
	% Fixture	74.2	0.0	74.2
Total	Lumens	6194.3	0.0	6194.3
	% Fixture	100.0	0.0	100.0

ZONAL LUMENS:

Zone	Lumens	% Fixture
0°-10°	102.0	1.6
10°-20°	303.8	4.9
20°-30°	510.3	8.2
30°-40°	768.8	12.4
40°-50°	1043.7	16.8
50°-60°	1240.2	20.0
60°-70°	1265.7	20.4
70°-80°	846.6	13.7
80°-90°	113.3	1.8
90°-100°	0.0	0.0
100°-110°	0.0	0.0
110°-120°	0.0	0.0
120°-130°	0.0	0.0
130°-140°	0.0	0.0
140°-150°	0.0	0.0
150°-160°	0.0	0.0
160°-170°	0.0	0.0
170°-180°	0.0	0.0
0°-90°	6194.3	100.0
0°-180°	6194.3	100.0

Coefficient of Utilization



REPORT NUMBER: P867632

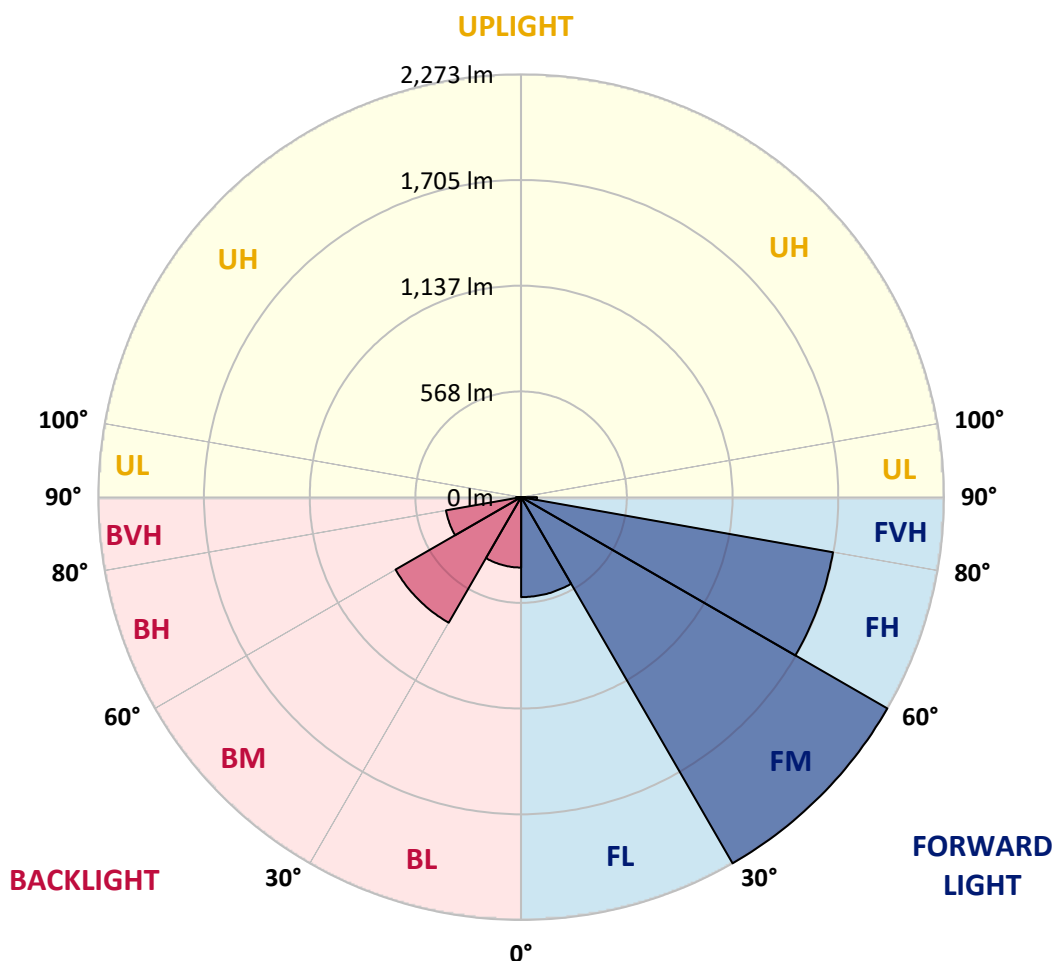
CATALOG NUMBER: MEM2-HTN-SA-40-750-U-T3

LUMINAIRE CLASSIFICATION SYSTEM LUMEN TABLE AND BUG RATING:

Zone		Lumens	% Fixture	Zone Rating/Lumen Limit		
				B	U	G
FL	(0°-30°)	537.6	8.7			
FM	(30°-60°)	2273.2	36.7			
FH	(60°-80°)	1702.4	27.5			G1/1800
FVH	(80°-90°)	84.8	1.4			G1/100
BL	(0°-30°)	378.5	6.1	B1/500		
BM	(30°-60°)	779.5	12.6	B1/1000		
BH	(60°-80°)	409.9	6.6	B1/500		G1/500
BVH	(80°-90°)	28.4	0.5			G1/100
UL	(90°-100°)	0.0	0.0		U0/0	
UH	(100°-180°)	0.0	0.0		U0/0	

BUG Rating: B1-U0-G1

Type III Medium





REPORT NUMBER: P867632

CATALOG NUMBER: MEM2-HTN-SA-40-750-U-T3

CANDELA DISTRIBUTION (FULL):

	0°	5°	15°	25°	35°	45°	55°	65°	66°	75°	85°
0°	1065.8	1065.8	1065.8	1065.8	1065.8	1065.8	1065.8	1065.8	1065.8	1065.8	1065.8
2.5°	1103.9	1099.0	1095.3	1097.8	1090.4	1092.8	1084.2	1078.1	1076.8	1074.4	1071.9
5°	1138.4	1138.4	1132.2	1132.2	1123.6	1122.4	1110.1	1096.5	1096.5	1087.9	1078.1
7.5°	1175.3	1172.8	1165.5	1164.2	1154.4	1151.9	1138.4	1117.5	1116.2	1100.2	1085.5
10°	1201.1	1202.4	1197.4	1197.4	1190.1	1183.9	1164.2	1142.1	1139.6	1118.7	1095.3
12.5°	1220.8	1223.3	1222.1	1222.1	1215.9	1215.9	1193.8	1164.2	1161.8	1134.7	1101.5
15°	1241.8	1240.5	1244.2	1245.4	1243.0	1239.3	1223.3	1188.8	1187.6	1151.9	1110.1
17.5°	1260.2	1259.0	1260.2	1266.4	1267.6	1267.6	1251.6	1215.9	1211.0	1172.8	1117.5
20°	1271.3	1273.8	1278.7	1286.1	1289.7	1299.6	1286.1	1247.9	1243.0	1195.0	1133.5
22.5°	1313.1	1305.7	1309.4	1314.4	1319.3	1332.8	1320.5	1281.1	1277.4	1228.2	1151.9
25°	1384.5	1384.5	1375.9	1367.3	1361.1	1367.3	1357.4	1319.3	1316.8	1257.8	1172.8
27.5°	1508.8	1508.8	1490.3	1458.4	1417.7	1406.7	1399.3	1359.9	1352.5	1289.7	1186.4
30°	1666.3	1671.3	1638.0	1583.9	1508.8	1459.6	1441.1	1398.0	1394.4	1321.7	1207.3
32.5°	1834.9	1844.8	1820.2	1741.4	1618.3	1522.3	1492.8	1448.5	1439.9	1359.9	1234.4
35°	1986.3	1996.2	1962.9	1889.1	1731.6	1613.4	1554.3	1503.9	1499.0	1409.1	1275.0
37.5°	2109.4	2111.8	2090.9	2001.1	1826.3	1689.7	1630.6	1570.3	1560.5	1468.2	1318.1
40°	2239.8	2249.7	2228.8	2118.0	1912.5	1772.2	1706.9	1650.3	1641.7	1529.7	1358.7
42.5°	2376.4	2375.2	2375.2	2218.9	1998.6	1841.1	1789.4	1726.6	1721.7	1592.5	1403.0
45°	2460.1	2465.0	2451.5	2279.2	2125.4	1912.5	1869.4	1823.9	1815.2	1679.9	1460.8
47.5°	2481.0	2470.0	2408.4	2326.0	2268.1	1986.3	1970.3	1943.2	1923.5	1775.9	1532.2
50°	2452.7	2435.5	2399.8	2346.9	2321.1	2074.9	2072.5	2086.0	2072.5	1892.8	1614.6
52.5°	2346.9	2344.4	2338.3	2350.6	2308.7	2145.1	2188.1	2234.9	2232.4	2012.2	1700.8
55°	2124.1	2140.1	2214.0	2291.5	2262.0	2193.1	2317.4	2407.2	2397.4	2152.5	1789.4
57.5°	1896.5	1912.5	2007.2	2191.8	2216.4	2244.8	2462.6	2602.9	2586.9	2305.1	1870.6
60°	1698.3	1681.1	1775.9	2041.7	2152.5	2291.5	2606.6	2801.0	2787.5	2457.7	1954.3
62.5°	1384.5	1401.7	1553.1	1822.6	2062.6	2321.1	2724.7	2980.7	2972.1	2598.0	2022.0
65°	1095.3	1071.9	1299.6	1592.5	1907.5	2311.2	2826.9	3149.3	3143.1	2735.8	2073.7
67.5°	744.6	728.6	1028.8	1363.6	1697.1	2232.4	2850.2	3262.5	3265.0	2817.0	2087.2
70°	502.1	494.7	739.6	1048.5	1405.4	2062.6	2777.6	3285.9	3294.5	2837.9	2026.9
72.5°	370.4	369.2	541.5	748.3	1046.1	1741.4	2579.5	3133.3	3149.3	2690.3	1849.7
75°	291.7	295.4	386.4	531.7	697.8	1288.5	2169.7	2686.6	2711.2	2323.5	1535.9
77.5°	238.8	238.8	270.7	381.5	466.4	799.9	1560.5	1966.6	2015.8	1793.1	1182.7
80°	193.2	196.9	200.6	265.8	308.9	456.6	908.2	1311.9	1347.6	1249.1	854.1
82.5°	105.8	113.2	109.5	137.8	155.1	211.7	360.6	530.4	584.6	520.6	387.7
85°	7.4	4.9	8.6	11.1	13.5	20.9	28.3	39.4	36.9	52.9	27.1
87.5°	1.2	1.2	1.2	2.5	2.5	3.7	4.9	4.9	4.9	4.9	4.9
90°	0.0	0.0	0.0	0.0	0.0	0.0	0.0	0.0	0.0	0.0	0.0



REPORT NUMBER: P867632

CATALOG NUMBER: MEM2-HTN-SA-40-750-U-T3

CANDELA DISTRIBUTION (continued):

	90°	95°	105°	115°	125°	135°	145°	155°	165°	175°	180°
0°	1065.8	1065.8	1065.8	1065.8	1065.8	1065.8	1065.8	1065.8	1065.8	1065.8	1065.8
2.5°	1070.7	1064.5	1054.7	1052.2	1048.5	1043.6	1038.7	1031.3	1028.8	1031.3	1033.8
5°	1071.9	1063.3	1047.3	1037.5	1027.6	1019.0	1009.2	999.3	993.2	994.4	999.3
7.5°	1075.6	1063.3	1038.7	1022.7	1006.7	993.2	977.2	966.1	958.7	959.9	963.6
10°	1080.5	1063.3	1033.8	1006.7	984.5	964.9	948.9	935.3	927.9	926.7	927.9
12.5°	1081.8	1062.1	1022.7	989.5	962.4	936.5	919.3	907.0	899.6	895.9	898.4
15°	1085.5	1058.4	1011.6	971.0	937.8	910.7	889.8	875.0	870.1	867.6	866.4
17.5°	1090.4	1057.2	1001.8	952.5	913.2	882.4	863.9	849.2	843.0	840.6	843.0
20°	1097.8	1058.4	990.7	934.1	891.0	860.2	839.3	824.6	819.6	818.4	817.2
22.5°	1107.6	1060.8	982.1	916.9	866.4	835.6	814.7	804.9	801.2	802.4	802.4
25°	1117.5	1063.3	969.8	893.5	840.6	808.6	793.8	786.4	788.9	793.8	793.8
27.5°	1126.1	1062.1	952.5	868.9	809.8	780.2	769.2	770.4	776.6	785.2	786.4
30°	1137.1	1062.1	934.1	838.1	775.3	747.0	744.6	754.4	764.3	772.9	772.9
32.5°	1154.4	1069.5	919.3	807.3	739.6	717.5	728.6	742.1	753.2	761.8	764.3
35°	1183.9	1085.5	909.5	776.6	705.2	689.2	710.1	732.3	739.6	745.8	747.0
37.5°	1212.2	1100.2	897.2	747.0	669.5	663.3	691.6	715.0	716.3	719.9	719.9
40°	1239.3	1111.3	881.2	715.0	635.0	635.0	668.3	687.9	685.5	681.8	683.0
42.5°	1268.8	1117.5	862.7	685.5	606.7	606.7	633.8	651.0	649.8	654.7	658.4
45°	1304.5	1129.8	838.1	658.4	577.2	572.3	594.4	609.2	627.6	649.8	656.0
47.5°	1353.7	1147.0	818.4	628.9	552.6	535.3	544.0	574.7	595.6	614.1	616.6
50°	1405.4	1171.6	801.2	598.1	523.0	492.3	499.7	534.1	546.4	553.8	557.5
52.5°	1460.8	1191.3	786.4	572.3	492.3	448.0	457.8	491.0	499.7	505.8	507.0
55°	1508.8	1207.3	767.9	547.7	459.0	406.1	418.4	450.4	459.0	466.4	466.4
57.5°	1559.3	1222.1	755.6	526.7	423.4	371.7	380.3	412.3	424.6	427.0	430.7
60°	1601.1	1235.6	744.6	507.0	390.1	340.9	347.1	375.4	390.1	391.4	393.8
62.5°	1630.6	1244.2	738.4	482.4	356.9	310.1	315.1	343.4	360.6	364.3	365.5
65°	1649.1	1249.1	727.3	450.4	328.6	284.3	284.3	312.6	329.8	338.4	340.9
67.5°	1640.5	1240.5	697.8	413.5	302.7	258.4	257.2	285.5	300.3	305.2	306.4
70°	1574.0	1190.1	637.5	368.0	275.7	235.1	232.6	258.4	272.0	260.9	262.1
72.5°	1438.7	1075.6	555.0	322.4	247.4	212.9	210.4	232.6	233.8	233.8	232.6
75°	1212.2	878.7	443.0	274.4	217.8	189.5	190.8	208.0	209.2	215.4	211.7
77.5°	929.2	651.0	345.8	219.1	184.6	168.6	174.8	180.9	189.5	198.1	189.5
80°	675.6	449.2	240.0	163.7	142.8	142.8	145.2	151.4	163.7	172.3	163.7
82.5°	289.2	198.1	110.8	81.2	70.1	68.9	70.1	70.1	86.1	88.6	77.5
85°	22.2	18.5	13.5	13.5	11.1	6.2	6.2	4.9	3.7	3.7	3.7
87.5°	4.9	3.7	3.7	3.7	2.5	2.5	2.5	2.5	2.5	2.5	2.5
90°	0.0	0.0	0.0	0.0	0.0	0.0	0.0	0.0	0.0	0.0	0.0

Cooper Lighting Solutions Photometric Lab
1121 Highway 74 South
Peachtree City, GA 30269



LM-79-2019: Approved Method: Electrical and Photometric Measurements of Solid-State Lighting Products

Report Prepared for

Cooper Lighting Solutions

Streetworks

Report Number: SP1-2407-157-6

Test Date: 08/07/2024

Luminaire Tested: MEM2-HTN-SA-30-750-U-5WQ-2

Data in this report applies to families of products including MEM2-HTN-SA-30-750-U-5WQ-2

Test Information

Test Method: LM-79-2019
 Report Number: SP1-2407-157-6
 Test Lab: COOPER LIGHTING SOLUTIONS
 Photometer: SP1 - 76IN SPHERE
 Measurement Geometry: 4π
 Issue Date: 08/20/2024
 Manufacturer: COOPER LIGHTING SOLUTIONS
 Product Line: Streetworks
 Catalog Number: **MEM2-HTN-SA-30-750-U-5WQ-2**
 Description: Epic Modern Light Square 30W 5WQ Optic and Flare Trim

Spectral Parameters

CCT (K): 5094
 CIE u': 0.2082
 CIE v': 0.4867
 Duv: 0.0032
 CIE x: 0.3430
 CIE y: 0.3564
 CIE z: 0.3006
 Peak Wavelength (nm): 451
 Dominant Wavelength (nm): 568
 Purity: 9.86439
 Rf: 73.7
 Rg: 93

CRI (Ra):	72.0		
R1:	68.6	R9:	-39.6
R2:	78.1	R10:	47.6
R3:	84.6	R11:	68.2
R4:	71.6	R12:	41.4
R5:	69.6	R13:	70.4
R6:	69.4	R14:	91.4
R7:	80.9	R15:	61.4
R8:	53.1		



Test Conditions

Stabilization Time: 20M
 Operation Time: 1H 20M
 Sphere Temperature (°C): 24.2

REPORT NUMBER: SP1-2407-157-6

Measurement and Test Equipment			
Instrument	Identification Number	Calibration Date	Calibration Due Date
Photometer	IN0058	6/18/2024	12/18/2024
Power Meter	INXT2011004	2/8/2024	2/8/2025
AC Power Source	IN0063	10/24/2023	10/24/2024
DC Power Source	IN0208	10/24/2023	10/24/2024
Sphere Thermometer	IN0085	10/24/2023	10/24/2024
Room Thermometer	IN0046	10/24/2023	10/24/2024

REPORT NUMBER: SP1-2407-157-6

CIE 1931 Chromaticity Diagram



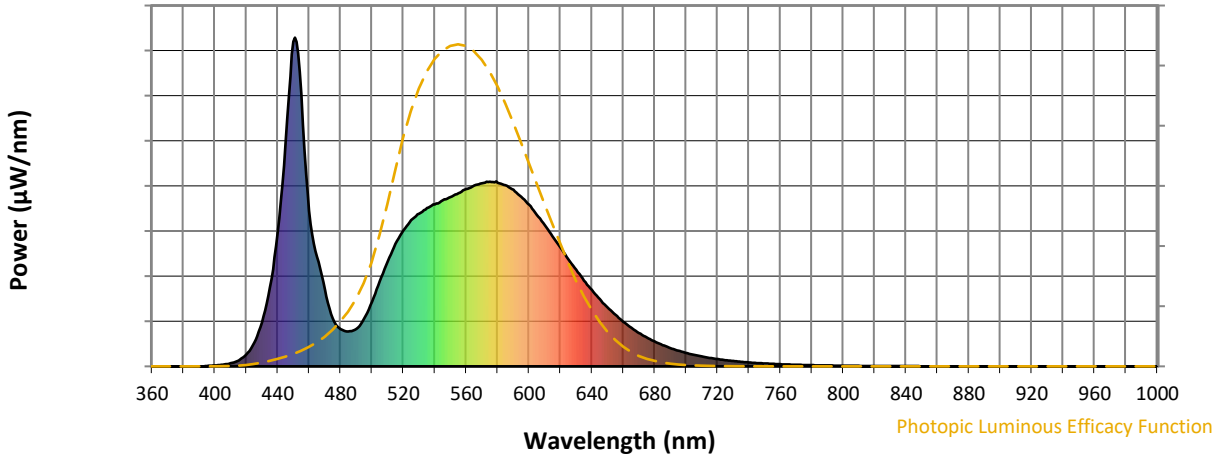
CIE 1931 Chromaticity Diagram with 2017 ANSI 7-Step and 4-Step Quadrangles



Point lies inside the ANSI 5000K 4-step quadrangle

REPORT NUMBER: SP1-2407-157-6

Photopic Flux vs. Wavelength



Photopic Lumens: NR

λ (nm)	Power W [^] /nm	Lumens (φ/nm)	λ (nm)	Power W [^] /nm	Lumens (φ/nm)	λ (nm)	Power W [^] /nm	Lumens (φ/nm)	λ (nm)	Power W [^] /nm	Lumens (φ/nm)	λ (nm)	Power W [^] /nm	Lumens (φ/nm)
360	0	NR	490	114	NR	620	361	NR	750	9	NR	880	0	NR
365	0	NR	495	145	NR	625	326	NR	755	8	NR	885	0	NR
370	0	NR	500	197	NR	630	294	NR	760	7	NR	890	0	NR
375	0	NR	505	259	NR	635	261	NR	765	6	NR	895	0	NR
380	0	NR	510	319	NR	640	232	NR	770	5	NR	900	0	NR
385	0	NR	515	373	NR	645	204	NR	775	4	NR	905	0	NR
390	0	NR	520	414	NR	650	179	NR	780	4	NR	910	0	NR
395	1	NR	525	445	NR	655	157	NR	785	3	NR	915	0	NR
400	3	NR	530	465	NR	660	136	NR	790	3	NR	920	0	NR
405	5	NR	535	482	NR	665	118	NR	795	2	NR	925	0	NR
410	9	NR	540	493	NR	670	102	NR	800	2	NR	930	0	NR
415	18	NR	545	505	NR	675	87	NR	805	2	NR	935	0	NR
420	36	NR	550	515	NR	680	75	NR	810	2	NR	940	0	NR
425	72	NR	555	527	NR	685	65	NR	815	1	NR	945	0	NR
430	134	NR	560	540	NR	690	56	NR	820	1	NR	950	0	NR
435	242	NR	565	550	NR	695	48	NR	825	1	NR	955	0	NR
440	407	NR	570	557	NR	700	41	NR	830	1	NR	960	0	NR
445	684	NR	575	561	NR	705	35	NR	835	1	NR	965	0	NR
450	988	NR	580	559	NR	710	30	NR	840	1	NR	970	0	NR
455	828	NR	585	551	NR	715	26	NR	845	1	NR	975	0	NR
460	473	NR	590	537	NR	720	22	NR	850	1	NR	980	0	NR
465	333	NR	595	516	NR	725	19	NR	855	0	NR	985	0	NR
470	232	NR	600	491	NR	730	16	NR	860	0	NR	990	0	NR
475	146	NR	605	461	NR	735	14	NR	865	0	NR	995	0	NR
480	113	NR	610	429	NR	740	12	NR	870	0	NR	1000	0	NR
485	106	NR	615	395	NR	745	10	NR	875	0	NR			

REPORT NUMBER: SP1-2407-157-6

Scotopic Flux vs. Wavelength



Scotopic Lumens: NR

S/P: 1.81

λ (nm)	Power W [^] /nm	Lumens (φ/nm)	λ (nm)	Power W [^] /nm	Lumens (φ/nm)	λ (nm)	Power W [^] /nm	Lumens (φ/nm)	λ (nm)	Power W [^] /nm	Lumens (φ/nm)	λ (nm)	Power W [^] /nm	Lumens (φ/nm)
360	0	NR	490	114	NR	620	361	NR	750	9	NR	880	0	NR
365	0	NR	495	145	NR	625	326	NR	755	8	NR	885	0	NR
370	0	NR	500	197	NR	630	294	NR	760	7	NR	890	0	NR
375	0	NR	505	259	NR	635	261	NR	765	6	NR	895	0	NR
380	0	NR	510	319	NR	640	232	NR	770	5	NR	900	0	NR
385	0	NR	515	373	NR	645	204	NR	775	4	NR	905	0	NR
390	0	NR	520	414	NR	650	179	NR	780	4	NR	910	0	NR
395	1	NR	525	445	NR	655	157	NR	785	3	NR	915	0	NR
400	3	NR	530	465	NR	660	136	NR	790	3	NR	920	0	NR
405	5	NR	535	482	NR	665	118	NR	795	2	NR	925	0	NR
410	9	NR	540	493	NR	670	102	NR	800	2	NR	930	0	NR
415	18	NR	545	505	NR	675	87	NR	805	2	NR	935	0	NR
420	36	NR	550	515	NR	680	75	NR	810	2	NR	940	0	NR
425	72	NR	555	527	NR	685	65	NR	815	1	NR	945	0	NR
430	134	NR	560	540	NR	690	56	NR	820	1	NR	950	0	NR
435	242	NR	565	550	NR	695	48	NR	825	1	NR	955	0	NR
440	407	NR	570	557	NR	700	41	NR	830	1	NR	960	0	NR
445	684	NR	575	561	NR	705	35	NR	835	1	NR	965	0	NR
450	988	NR	580	559	NR	710	30	NR	840	1	NR	970	0	NR
455	828	NR	585	551	NR	715	26	NR	845	1	NR	975	0	NR
460	473	NR	590	537	NR	720	22	NR	850	1	NR	980	0	NR
465	333	NR	595	516	NR	725	19	NR	855	0	NR	985	0	NR
470	232	NR	600	491	NR	730	16	NR	860	0	NR	990	0	NR
475	146	NR	605	461	NR	735	14	NR	865	0	NR	995	0	NR
480	113	NR	610	429	NR	740	12	NR	870	0	NR	1000	0	NR
485	106	NR	615	395	NR	745	10	NR	875	0	NR			

REPORT NUMBER: SP1-2407-157-6

Melanopic Flux vs. Wavelength



Melanopic Lumens: NR

M/P: 3.73

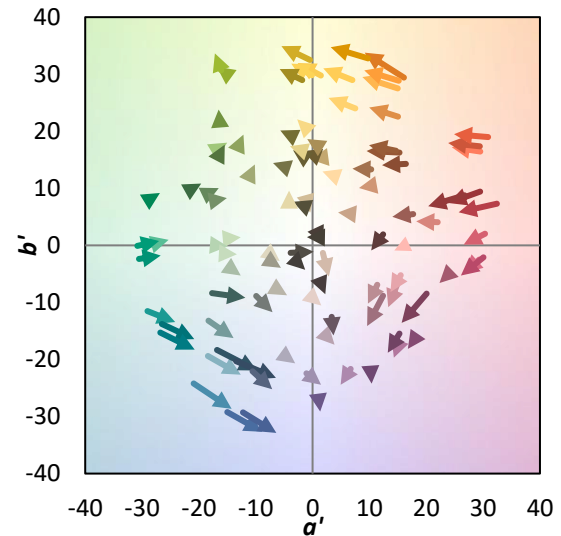
λ (nm)	Power W [^] /nm	Lumens (φ/nm)	λ (nm)	Power W [^] /nm	Lumens (φ/nm)	λ (nm)	Power W [^] /nm	Lumens (φ/nm)	λ (nm)	Power W [^] /nm	Lumens (φ/nm)	λ (nm)	Power W [^] /nm	Lumens (φ/nm)
360	0	NR	490	114	NR	620	361	NR	750	9	NR	880	0	NR
365	0	NR	495	145	NR	625	326	NR	755	8	NR	885	0	NR
370	0	NR	500	197	NR	630	294	NR	760	7	NR	890	0	NR
375	0	NR	505	259	NR	635	261	NR	765	6	NR	895	0	NR
380	0	NR	510	319	NR	640	232	NR	770	5	NR	900	0	NR
385	0	NR	515	373	NR	645	204	NR	775	4	NR	905	0	NR
390	0	NR	520	414	NR	650	179	NR	780	4	NR	910	0	NR
395	1	NR	525	445	NR	655	157	NR	785	3	NR	915	0	NR
400	3	NR	530	465	NR	660	136	NR	790	3	NR	920	0	NR
405	5	NR	535	482	NR	665	118	NR	795	2	NR	925	0	NR
410	9	NR	540	493	NR	670	102	NR	800	2	NR	930	0	NR
415	18	NR	545	505	NR	675	87	NR	805	2	NR	935	0	NR
420	36	NR	550	515	NR	680	75	NR	810	2	NR	940	0	NR
425	72	NR	555	527	NR	685	65	NR	815	1	NR	945	0	NR
430	134	NR	560	540	NR	690	56	NR	820	1	NR	950	0	NR
435	242	NR	565	550	NR	695	48	NR	825	1	NR	955	0	NR
440	407	NR	570	557	NR	700	41	NR	830	1	NR	960	0	NR
445	684	NR	575	561	NR	705	35	NR	835	1	NR	965	0	NR
450	988	NR	580	559	NR	710	30	NR	840	1	NR	970	0	NR
455	828	NR	585	551	NR	715	26	NR	845	1	NR	975	0	NR
460	473	NR	590	537	NR	720	22	NR	850	1	NR	980	0	NR
465	333	NR	595	516	NR	725	19	NR	855	0	NR	985	0	NR
470	232	NR	600	491	NR	730	16	NR	860	0	NR	990	0	NR
475	146	NR	605	461	NR	735	14	NR	865	0	NR	995	0	NR
480	113	NR	610	429	NR	740	12	NR	870	0	NR	1000	0	NR
485	106	NR	615	395	NR	745	10	NR	875	0	NR			

Summary

$R_f = 73.7$
 $R_g = 93$
 $CIE R_a = 72.0$
 $R_9 = -39.6$



Color Vector Graphics

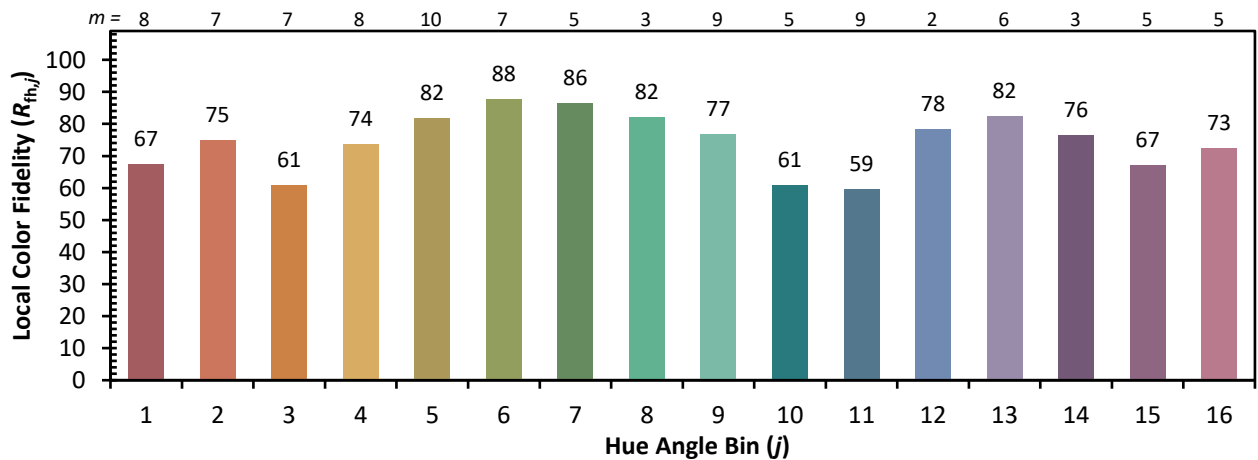
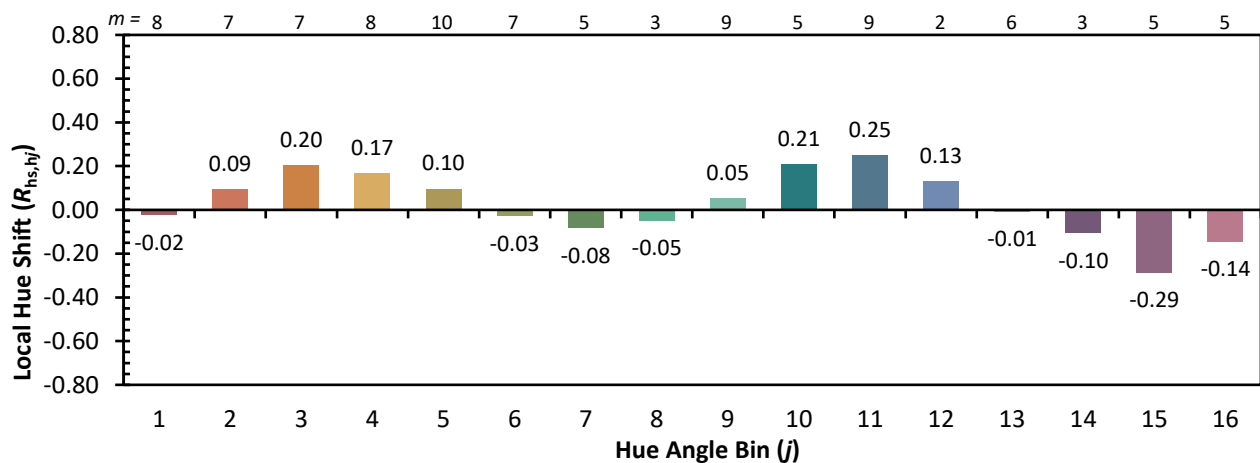
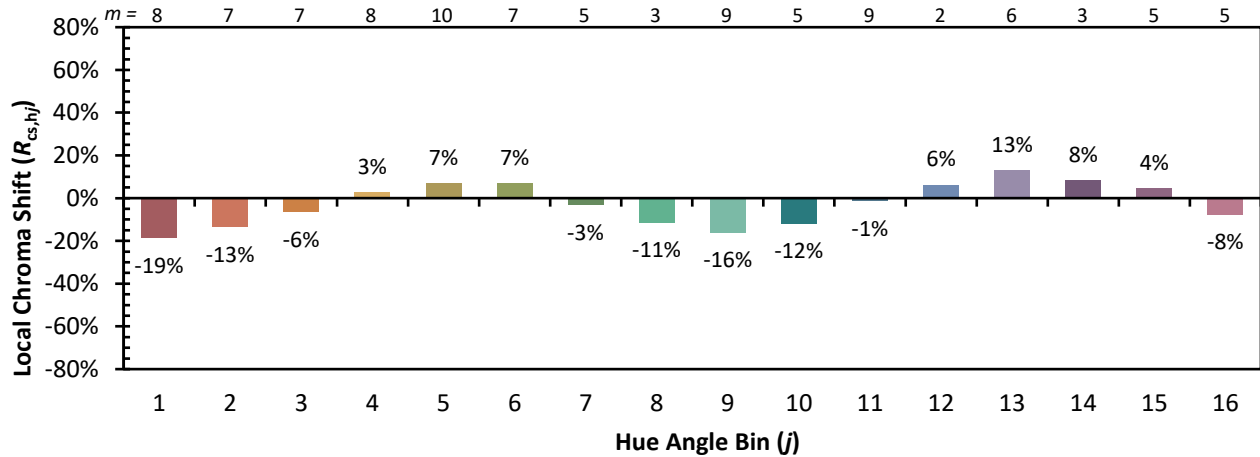


Individual Sample Fidelity Index ($R_{f,i}$)

CES01 = 85	CES26 = 62	CES51 = 90	CES76 = 50
CES02 = 59	CES27 = 88	CES52 = 89	CES77 = 67
CES03 = 30	CES28 = 80	CES53 = 79	CES78 = 53
CES04 = 69	CES29 = 69	CES54 = 84	CES79 = 80
CES05 = 46	CES30 = 88	CES55 = 83	CES80 = 77
CES06 = 50	CES31 = 72	CES56 = 74	CES81 = 78
CES07 = 38	CES32 = 62	CES57 = 73	CES82 = 90
CES08 = 38	CES33 = 82	CES58 = 73	CES83 = 90
CES09 = 29	CES34 = 69	CES59 = 86	CES84 = 85
CES10 = 72	CES35 = 83	CES60 = 88	CES85 = 77
CES11 = 56	CES36 = 87	CES61 = 82	CES86 = 75
CES12 = 61	CES37 = 78	CES62 = 81	CES87 = 76
CES13 = 41	CES38 = 98	CES63 = 73	CES88 = 81
CES14 = 74	CES39 = 96	CES64 = 63	CES89 = 72
CES15 = 70	CES40 = 91	CES65 = 60	CES90 = 80
CES16 = 46	CES41 = 96	CES66 = 56	CES91 = 71
CES17 = 49	CES42 = 79	CES67 = 53	CES92 = 58
CES18 = 55	CES43 = 78	CES68 = 63	CES93 = 74
CES19 = 71	CES44 = 99	CES69 = 72	CES94 = 52
CES20 = 63	CES45 = 86	CES70 = 55	CES95 = 64
CES21 = 85	CES46 = 85	CES71 = 46	CES96 = 76
CES22 = 77	CES47 = 89	CES72 = 82	CES97 = 86
CES23 = 91	CES48 = 80	CES73 = 45	CES98 = 76
CES24 = 90	CES49 = 83	CES74 = 90	CES99 = 62
CES25 = 71	CES50 = 89	CES75 = 48	



Color Rendition by Hue-Angle Bin



Measure Comparisons



(END OF REPORT)